

# *Joint Analysis*

## Enacted 2022-23 Budget

---

July 1, 2022



California Community Colleges



ACBO.ORG  
ASSOCIATION OF CHIEF BUSINESS OFFICIALS



ASSOCIATION OF CALIFORNIA  
COMMUNITY COLLEGE ADMINISTRATORS



COMMUNITY COLLEGE  
LEAGUE OF CALIFORNIA

**Table of Contents**

**PURPOSE OF REPORT .....3**

**KEY FEATURES OF THE 2022-23 BUDGET .....3**

**BUDGET OVERVIEW .....5**

    budget reflects higher revenues in context of worrisome longer-term outlook .....5

    investments focus on relief, recovery, and infrastructure .....6

**CALIFORNIA COMMUNITY COLLEGES FUNDING .....7**

    Proposition 98 Estimate increases .....7

    California Community Colleges Funding increases .....7

    Major Policy Decisions framed around multi-year “roadmap” .....11

    Local Support Funding across programs increases or remains stable .....23

    Capital Outlay investments lower than in current year .....27

    State Operations receives additional funding .....28

**CONCLUSION .....29**

**APPENDIX A: OVERVIEW OF THE STATE BUDGET PROCESS .....30**

**APPENDIX B: BOARD OF GOVERNORS’ BUDGET AND LEGISLATIVE REQUEST COMPARED TO ENACTED BUDGET .....31**

**APPENDIX C: LOCAL BUDGETS AND STATE REQUIREMENTS .....35**

    Budget Planning and Forecasting.....35

    State Requirements for District Budget Approval.....35

    State Requirements Related to Expenditures.....36

**APPENDIX D: DISTRICTS’ FISCAL HEALTH.....37**

**APPENDIX E: GLOSSARY .....38**

# Purpose of Report

This analysis was prepared by the California Community Colleges Chancellor’s Office (Chancellor’s Office) with support from the:

- Association of California Community College Administrators (ACCCA),
- Association of Chief Business Officials (ACBO), and
- Community College League of California (League).

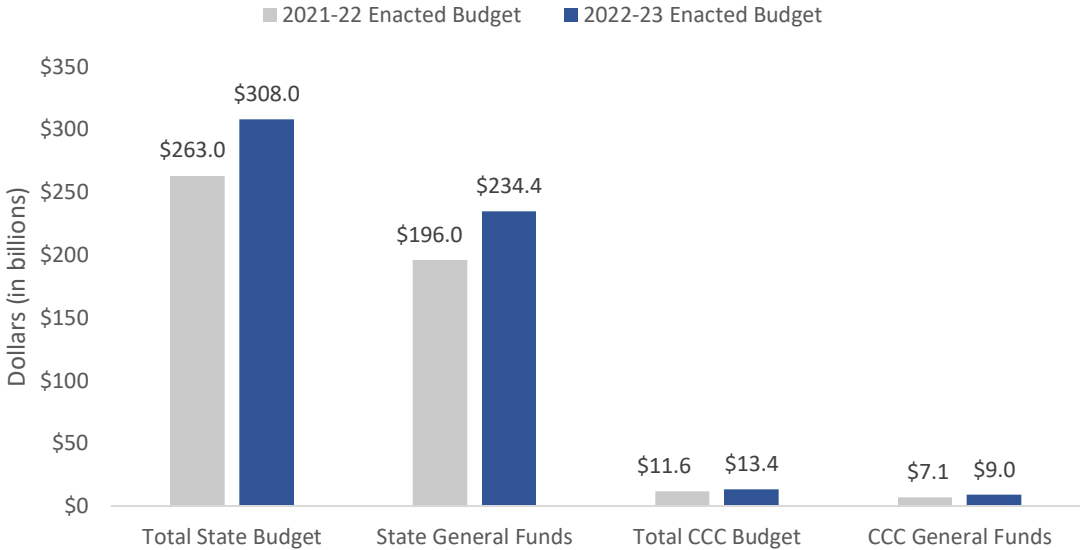
This analysis builds on a May 13, 2022 analysis of the Governor’s May Revision budget proposal, and presents details about the 2022-23 budget as enacted by the Governor and Legislature. It focuses on appropriations and policy changes included in Senate Bill 154, the 2022 Budget Act; Senate/Assembly Bill 178, amending sections of SB 154; Senate/Assembly Bill 192, an education trailer bill; and Senate/Assembly Bill 183, the higher education trailer bill. A mid-July update will update any technical adjustments.<sup>3</sup>

# Key Features of the 2022-23 Budget

On June 30, 2022, Governor Newsom signed the 2022-23 Budget Act. In total, the 2022-23 budget reflects state expenditures of just over \$300 billion. Below are some key features of the final budget, followed by more detailed discussions of budget adjustments for the community college system.

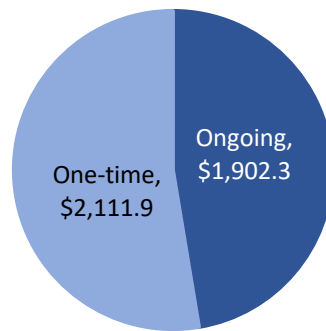
- In total, the 2022 Budget Act reflects state expenditures of over \$300 billion, a 17% increase over the 2021-22 enacted budget. General Fund spending increases by nearly 20% over the 2021-22 enacted budget, to an estimated \$235 billion.

Figure 1: Enacted Budget for 2022-23 reflects a total increase of \$45 billion from 2021-22 (dollars in billions).



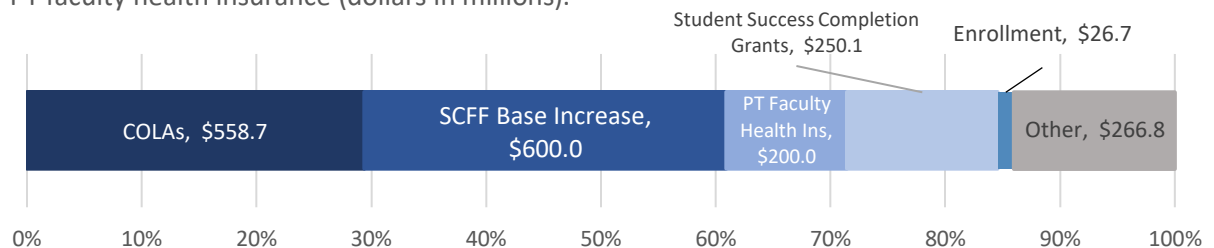
- The enacted budgets for each segment of higher education are based on multi-year frameworks. The “roadmap” for the California Community Colleges includes a set of metrics and goals focused on equity and student success, building on the *Vision for Success* goals. Key goals and expectations in the roadmap include increased collaboration across segments and sectors to enhance timely transfer; improved completion rates and reduction in excess units; closure of equity gaps; and better alignment of the system with K-12 and workforce needs.
- The 2022-23 budget for community colleges provides about \$4 billion in Proposition 98 augmentations over the prior year, of which \$1.9 billion (47%) are provided as ongoing resources and \$2.1 billion (53%) as one-time funding.

Figure 2: Majority of new Proposition 98 funding for 2022-23 represents one-time investments (dollars in millions).



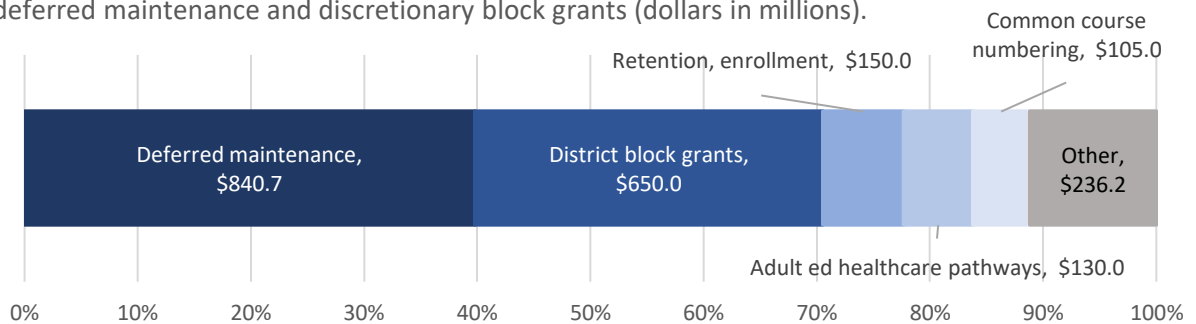
- The enacted budget includes \$1.09 billion in ongoing adjustments to the Student Centered Funding Formula (SCFF), of which \$493 million is for a 6.56% cost-of-living adjustment (COLA) increase. Another \$50 million is provided for a 6.56% COLA to various categorical programs. Other ongoing spending includes \$200 million for part-time faculty health insurance and \$26.7 million to sustain systemwide enrollment growth of 0.5%. Additional ongoing funds are provided to support technology modernization, to increase support for student services programs, and to establish a Classified Employee Summer Assistance Program.

Figure 3: Ongoing investments for 2022-23 include COLAs, SCFF base increase, and PT faculty health insurance (dollars in millions).



- One-time funding in the enacted budget includes over \$840 million for deferred maintenance and energy efficiency projects and \$650 million for block grants to districts for addressing issues related to the pandemic. One-time funds are also dedicated to student retention and enrollment efforts, implementation of common course numbering, technology modernization, and several investments focused on education pathways.

Figure 4: One-time investments for 2022-23. Included in the \$2.1 billion is deferred maintenance and discretionary block grants (dollars in millions).



<sup>a</sup> A portion of the funding for Adult Ed programs goes to community colleges, with the remainder going to K-12.

- The Budget Act includes \$403 million in capital outlay funding from Proposition 51 to support the working drawings and construction phases for 22 continuing projects.
- The Budget Act includes an additional \$3.9 million in state operations to support 26 new positions in 2022-23. The added resources are intended to support modernization efforts and increased state operations capacity to lead the system in achieving its *Vision for Success* goals and other state priorities.

## Budget Overview

The Budget Act includes components of the Governor’s May Revision and additions or modifications adopted by the Legislature on June 13, along with other agreed upon changes between the Legislature and Governor. The 2022-23 budget provides total additional resources of \$4 billion to California Community Colleges apportionments and categorical programs.

## BUDGET REFLECTS HIGHER REVENUES IN CONTEXT OF WORRISOME LONGER-TERM OUTLOOK

Despite a recent downturn in the stock market and increased interest rates intended to address high inflation, the budget outlook for 2022-23 remains improved compared to expectations at the time of the Governor’s Budget on January 8, with revenues from the personal income tax, sales tax, and corporate tax coming in ahead of projections. The enacted budget now projects total revenues of \$244 billion and total reserves of \$37.2 billion. It includes overall state General Fund spending of \$234.4 billion, an increase of nearly 20% compared to the enacted budget for 2021-22.

As occurred last year, the robust additional revenues caused lawmakers to consider implications of the State Allocation Limit (SAL or Gann Limit), and to include means to avoid exceeding it (i.e., tax rebates and infrastructure and emergency spending). The SAL was approved as a constitutional amendment by the voters in 1979 to limit state spending. Absent specific policy decisions to exempt spending from the SAL, half of the revenue above the limit must be returned to the taxpayers with the other half going to K-12 and community colleges.

A recent [analysis by the LAO](#) concluded that the state's General Fund likely faces a budget deficit by 2025-26, regardless of the future trend in state tax revenues. Due to the SAL, continued revenue growth could increase the state's constitutional funding obligations and lead to large budget deficits. Combined with rising inflation and a downturn in the stock market, the budget reflects policymakers' concerns about constraining growth of the state's spending base and increasing reserves to cover budget problems that could quickly arise in a recession. The budget estimates that the state will remain \$11 billion under the Gann limit for 2022-23, but notes the need to reform the limit to avoid significant reductions to state programs in future years.

## INVESTMENTS FOCUS ON RELIEF, RECOVERY, AND INFRASTRUCTURE

The enacted budget continues the state's focus on increasing reserves as protection against an economic downturn, resulting in total reserves over \$37 billion (\$12 billion higher than projected in 2021-22), including:

- \$23.3 billion in the Budget Stabilization Account (BSA, also known as the “rainy day fund”), created in 2014 by Proposition 2;
- \$9.5 billion in the Public School System Stabilization Account (PSSSA), also established by Proposition 2 and requiring deposits during years when revenues are strong and there is substantial growth in the Proposition 98 minimum funding guarantee;
- \$900 million into the Safety Net Reserve, created by the Legislature in 2018 to set aside funds to protect the Medi-Cal and CalWORKS programs; and
- \$3.5 billion in the Special Fund for Economic Uncertainties (SFEU), the state's discretionary reserve that is equal to the difference between General Fund resources and General Fund spending and provides the state with flexibility to adapt to unexpected changes in revenues or spending needs during the year.

In terms of spending priorities, the budget focuses largely on one-time spending on infrastructure and fiscal relief for taxpayers. Some of the major expenditures include:

- \$9.5 billion in direct relief to Californians via rebates for most tax filers, with amounts ranging from \$200 to \$350 dollars per filer (and an additional amount for those with dependents) going to those with incomes up to \$250,000 for individuals or \$500,000 for couples filing jointly;
- Additional relief for vulnerable populations, including \$1.4 billion in utility assistance and increased grants for CalWORKS recipients;
- \$47 billion in infrastructure spending for transportation, housing, education facilities, broadband, and other projects;

- \$19 billion in General Fund expenditures and additional federal and special funds dedicated to climate and energy investments to address drought, wildfires, extreme heat, and clean energy, among other climate-related actions;
- Expansion of Medi-Cal to cover all eligible Californians regardless of immigration status, along with other investments to improve health care and public health; and
- An increase of 15% to the Local Control Funding Formula for K-12 schools.

## California Community Colleges Funding

The Budget Act of 2022 increases overall funding for community colleges by roughly \$4 billion over 2021-22 levels through a combination of ongoing and one-time funds. It makes substantial additional investments in per-student funding, deferred maintenance, provides one-time block grants to districts focused on pandemic recovery, and invests in part-time faculty health insurance and a wide array of student support programs. As was the case in 2021-22, many new investments are one-time, focused on needs revealed or exacerbated by the pandemic. The budget reflects priorities in the System Budget Request, as shown in Appendix B.

### PROPOSITION 98 ESTIMATE INCREASES

Table 1 shows the budget’s estimates of the minimum guarantee for the prior, current and budget years. For each year, the operative test is Test 1, which links the minimum guarantee to a share of state General Fund revenue (approximately 40%). The minimum guarantee is \$110 billion, only marginally higher than the minimum guarantee for 2021-22, but the revised guarantee for 2021-21 was 15% higher than in 2020-21.

**Table 1: Estimates of the Proposition 98 Minimum Guarantee (In Millions)**

Minimum Guarantee	2020-21	2021-22	2022-23	Change From 2021-22	Percent Change
General Fund	\$70,204	\$83,677	\$82,312	\$(1,365)	-2%
Local property tax	25,869	26,560	28,042	1,482	6%
Totals	\$96,073	\$110,237	\$110,354	\$117	0.11%

### CALIFORNIA COMMUNITY COLLEGES FUNDING INCREASES

Table 2 shows Proposition 98 funding for the California Community Colleges for 2020-21, 2021-22, and 2022-23. Proposition 98 funding for the California Community Colleges increases significantly in 2022-23 over the prior year; this increase includes an upwards adjustment to 2021-22 after the 2021 Budget Act was approved in order to account for higher-than-expected state revenues. The share of Proposition 98 funding for the system is at or above the traditional share of 10.93% in each of these years.

**Table 2: California Community Colleges Proposition 98 Funding by Source (In Millions)**

Source	2020-21 Enacted	2021-22 Enacted	2022-23 Enacted	Change From 2021-22	Percent Change
General Fund	\$6,588	\$6,333	\$8,975	\$2,642	42%
Local property tax	3,327	3,535	3,653	118	3%
Totals	\$9,915	\$9,868	\$12,628	\$2,760	28%

<sup>a</sup> CCC totals include resources that go to the K-12 system via the Adult Education, Apprenticeship, and K-12 Strong Workforce programs.

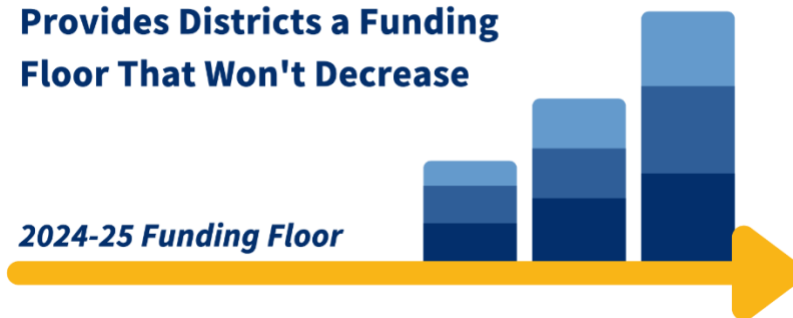
### District Hold Harmless Protections Extended in Modified Form

The 2021 Budget Act extended the SCFF’s existing minimum revenue (hold harmless) provision by one year, through 2024-25. Under this provision, districts will earn at least their 2017-18 total computational revenue, adjusted by COLA each year, if applicable. The Administration and Legislature expect the SCFF’s stability provisions to protect district funding levels in 2022-23, despite uncertainties about recent enrollment declines. In addition, the Budget Act includes an increase to the SCFF’s funding rates, discussed below.

The enacted budget extends the revenue protections in a modified form, with a goal of avoiding sharp fiscal declines in 2025-26 and supporting a smooth transition to the SCFF by formula over time. Under the provision, a district’s 2024-25 funding will represent its new “floor,” below which it cannot drop. Starting in 2025-26, districts will be funded at their SCFF generated amount that year or their “floor” (2024-25 funding amount), whichever is higher. This revised hold harmless provision will no longer include adjustments to reflect cumulative COLAs over time, as is the case with the provision in effect through 2024-25, so a district’s hold harmless amount would not grow.

### Predictability & Stability

**Provides Districts a Funding Floor That Won't Decrease**



### Additional Resources Include Both Ongoing and One-Time Funding

The Budget Act includes \$4 billion in policy adjustments compared with 2021-22 expenditure levels. Most notable among the ongoing adjustments, the budget includes a significant base increase for the Student Centered Funding Formula (SCFF) of \$600 million along with a 6.56% COLA. The COLA is also provided for many categorical programs. There



is also a significant ongoing investment in part-time faculty health insurance, augmentations to existing student support programs, and creation of several new ones. The budget also provides substantial one-time funding to address deferred maintenance, to support pandemic recovery through block grants to districts, and to continue retention and reenrollment efforts. These changes are summarized in Table 3.

**Table 3: 2022-23 Changes in Proposition 98 Funding for the System (In Millions)**

<b>Program Areas</b>	<b>Adjustments</b>
<b>POLICY ADJUSTMENTS</b>	
<b>Ongoing (Proposition 98)</b>	
SCFF COLA (6.56%)	\$493.0
SCFF Growth	\$26.7
SCFF Basic Allocation Increase	\$200.0
SCFF Base Funding Increase	\$400.0
Augment Part-Time Faculty Health Insurance Program	\$200.0
Augment Student Success Completion Grants	\$250.1
Provide 6.56% COLA for Adult Ed	\$36.8
Increase support for NextUp Program	\$30.0
Augment Mathematics, Engineering, Science Achievement (MESA)	\$25.7
Increase support for Student Equity and Achievement program	\$25.0
Increase support for Extended Opportunity Programs and Services (EOPS)	\$25.0
Increase support for Disabled Student Programs and Services (DSPS)	\$25.0
Modernize CCC technology and protect sensitive data	\$24.0
Expand eligibility for California Promise waiver to returning students and workload adjustments	\$18.7
Increase support for Rising Scholars Network	\$15.0
Increase Support for Cooperative Agencies Resources for Education (CARE)	\$10.0
Increase Student Housing Funding	\$10.0
Implement Classified Employee Summer Assistance program	\$10.0
Increase support for financial aid administration	\$10.0
Implement Equal Employment Opportunity best practices	\$10.0
Increase support for basic needs centers	\$10.0
Provide 6.56% COLA for Extended Opportunity Programs and Services (EOPS)	\$8.9
Provide 6.56% COLA for Disabled Students Programs and Services (DSPS)	\$8.3
Establish Asian American, Native Hawaiian, Pacific Islander Student Achievement Program	\$8.0

Align apprenticeship Related and Supplemental Instruction (RSI) rate to SCFF credit rate rather than the noncredit rate	\$7.5
Provide 6.56% COLA for CalWORKs Student Services	\$3.1
Increase support for Puento Project	\$3.0
Provide 6.56% COLA for Mandates Block Grant and Reimbursements	\$2.4
Provide 6.56% COLA for Apprenticeship	\$1.6
Provide 6.56% COLA for Part-Time Faculty Compensation	\$1.6
Provide 6.56% COLA for Part-Time Faculty Office Hours	\$1.4
Provide 6.56% COLA for Cooperative Agencies Resources for Education (CARE)	\$1.3
Expand African American Male Education Network and Development (A2MEND) student charters	\$1.1
Increase support for Umoja Program	\$1.0
Provide 6.56% COLA for Academic Senate	\$0.1
Backfill estimated decrease in federal match for Foster and Kinship Care Education programs	\$0.5
Provide 6.56% COLA for Childcare Tax Bailout	\$0.24
Financial Aid Administration workload adjustment	-\$2.7
<b>Subtotal Ongoing Policy Adjustments</b>	<b>\$1,905.0</b>
<b>One-Time (Proposition 98)</b>	
Address deferred maintenance	\$840.7
COVID-19 block grants to address pandemic issues	\$650.0
Local district efforts and initiatives	\$171.5
Support retention and enrollment strategies	\$150.0
Support health-care focused vocational pathways in Adult Ed	\$130.0
Implement common course numbering system wide	\$105.0
Modernize CCC technology and protect sensitive data	\$75.0
Implement transfer reforms of AB 928	\$65.0
Implement equitable placement and completion practices	\$64.0
Implement California Healthy School Meals Pathway Program	\$45.0
Create Native American Student Support and Success Program	\$30.0
Establish Hire UP pilot program	\$30.0
Implement program pathways mapping technology	\$25.0
Reappropriation for prior year SCFF	\$23.3
Provide emergency financial assistance grants to AB 540 students	\$20.0
<b>Subtotal One-Time Policy Adjustments</b>	<b>\$2,424.5</b>
<b>TECHNICAL ADJUSTMENTS</b>	
Student Centered Funding Formula (SCFF) Technical Adjustments	-\$312.6

<b>Subtotal Technical Adjustments</b>	<b>-\$312.6</b>
<b>TOTAL CHANGES</b>	<b>\$4,016.9</b>

<sup>a</sup> Funding for health care pathways in Adult Ed would be spent over three years.

Appendix B compares the Enacted Budget to the 2022-23 Board of Governors’ budget request. Below we update information on the administration’s more significant policy decisions and related information.

## MAJOR POLICY DECISIONS FRAMED AROUND MULTI-YEAR “ROADMAP”

The budget agreement is shaped by a multi-year [roadmap](#) that enhances the system’s ability to prepare students for California’s future, a collaborative plan developed by the Administration and the Chancellor’s Office. With a focus on equity and student success, the framework builds on existing efforts toward achieving the *Vision for Success* goals, while establishing some additional expectations for the system over the next several years. To fund this collaborative plan, the budget includes additional Proposition 98 resources for the colleges as well as additional resources for the Chancellor’s Office to better support the colleges in meeting the *Vision for Success* goals and newly established expectations. The agreement was made in the context of a goal of achieving 70% postsecondary degree and certificate attainment among working-age Californians by 2030, a recommendation of the Governor’s Council on Post-Secondary Education, which is accompanied by multi-year compacts with the University of California (UC) and California State University (CSU) along with the roadmap for the community college system. Included among the goals for UC and CSU is to increase undergraduate enrollment by a combined total of more than 22,000 full-time equivalent students between 2023-24 and 2026-27, and ensure community college transfer students comprise a significant share of the new enrollment.

### Roadmap Includes New Goals and Expectations

Key goals and expectations in the roadmap include increased collaboration across segments and sectors to enhance timely transfer; improved rates of completion with reduced excess units; closure of equity gaps; and better alignment of the system with K-12 and workforce needs.

***Expects Improved Student Educational Outcomes.*** The roadmap seeks to:

- Increase the percentage of students earning degrees, certificates and specific skill sets for in-demand jobs by 20% by 2026;
- Decrease the median units to completion in excess of 60 by 15%, and establish systemwide stretch goals regarding the number of students completing or transferring within the minimum amount of time necessary;
- Improve the placement and completion of students into transfer-level math and English that satisfies a requirement of the student’s intended goal within one year;
- Increase the number of transfers to the UC or CSU by 35% or in proportion to enrollment growth in those systems; and

- Annually publish, for all colleges, the 2-year associate degree graduation rate, the average units to degree, and the share of first-time students with sophomore standing when entering their second year, disaggregated for disabled, underrepresented, and Pell students.

**Seeks to Advance Equity.** The roadmap intends to:

- Improve systemwide completion rates, transfer rates, and units to degree completion among disabled, underrepresented and Pell students to meet the average of all students by 2026; and
- Compile baseline data regarding equity gaps in dual enrollment programs to include, along with metrics for improvement, in the system’s first annual report (2023).

**Expects Increased Intersegmental Collaboration.** The roadmap expects:

- Full participation in the Cradle-to-Career Data System;
- Efforts to adopt a common intersegmental learning management system with UC and CSU;
- Collaboration with the UC and CSU on a higher education student success dashboard within the Cradle-to-Career framework to identify and address equity gaps;
- Efforts to establish an integrated admissions platform common to the UC, CSU and community colleges; and
- Collaboration with the UC and CSU to redesign data sharing agreements as needed to facilitate the provision of information related to transfer.

**Seeks improved Workforce Preparedness.** The roadmap intends to support workforce preparedness and high-demand career pipelines, including goals to:

- Increase the percentage of K-12 students who graduate with 12 or more college units through dual enrollment by 15%;
- Partner with K-12 to close equity gaps in access to dual enrollment;
- Establish a baseline for credit-for-prior-learning offerings and increase the offerings annually, and increase enrollment into direct-assessment competency-based education programs by 15%;
- Increase the percentage of exiting students who earn a living wage by 15%;
- Focus on establishing or expanding programs that address workforce needs in healthcare, climate response, education and early education; and
- Establish pathways in those fields from high school through university, including development of Associate Degree for Transfer (ADT) and transfer pathways along with dual enrollment opportunities that ensure transfer of community college credits toward degree programs.

## **Apportionments Receive 6.56% COLA and 0.50% Growth**

In addition to the base increase to the SCFF described earlier, the Budget Act includes \$26.7 million **ongoing** to fund 0.5% enrollment growth and \$492.9 million **ongoing** to support a 6.56% COLA for apportionments, the same COLA proposed for K-12. Decisions

about any COLA were historically made by the Legislature during the annual budget process, but the budget plan in 2019-20 implemented a new policy for the K-12 system’s Local Control Funding Formula (LCFF). Under this policy, LCFF receives an automatic COLA unless the minimum guarantee is insufficient to cover the associated costs. In that case, the COLA would be reduced to fit within the guarantee. The statute is silent on community college programs, but the proposed COLA for community colleges for 2022-23 matches that provided for K-12, as was the case in the Enacted Budget for the current year.

The estimated and proposed Total Computational Revenue (TCR) for the SCFF increases by \$769.5 million from \$7.9 billion to \$8.6 billion. This reflects \$600 million ongoing to increase the SCFF’s funding rates for the base, supplemental, and success allocations; \$492.9 million for a proposed COLA of 6.56%; \$26.7 million for FTES growth of 0.5%; and modified estimates for hold harmless and other underlying estimation factors. A mid-July update to the Joint Analysis will detail any adjustments associated with offsetting revenues.

Table 4 reflects the final SCFF rates for 2020-21 and 2021-22, along with the projected rates for 2022-23, as modified by COLA and other base adjustments. SCFF rates for 2022-23 are estimates and final rates will be provided at the Advance Apportionment. The distribution of funds across the three allocations (base, supplemental, and student success) is determined by changes in the underlying factors. Table 5 shows the estimated rates for college types and centers and reflects the \$200 million basic allocation increase.

**Table 4: 2022-23 Student Centered Funding Formula Rates (rounded)**

Allocations	2021-22 Rates	2022-23 Rates with 6.56% COLA	2022-23 Rates with 6.56% COLA + Base Increase	Change from 2021-22 (Amount)	Percent Change
Base Credit <sup>a</sup>	4,212	4,488	4,737	524	12.45%
Incarcerated Credit <sup>a</sup>	5,907	6,294	6,642	735	12.45%
Special Admit Credit <sup>a</sup>	5,907	6,294	6,642	735	12.45%
CDCP	5,907	6,294	6,642	735	12.45%
Noncredit	3,552	3,785	3,994	442	12.45%
Supplemental Point Value	996	1,061	1,120	124	12.45%
Student Success Main Point Value	587	625	660	73	12.45%
Student Success Equity Point Value	148	157	167	18	12.45%

<sup>a</sup> Ten districts receive higher credit FTE rates, as specified in statute.

**Table 5: 2022-23 SCFF Rates for Colleges and Centers (rounded)**

Basic Allocations	2021-22 Rates	2022-23 Rates	Percent Change
<b>Single College</b>			
Small	\$4,250,609	\$5,814,600	36.79%
Medium	5,667,482	7,752,804	36.79%
Large	7,084,352	9,691,005	36.79%
<b>Multi College</b>			
Small	4,250,609	5,814,600	36.79%
Medium	4,959,046	6,783,703	36.79%
Large	5,667,482	7,752,804	36.79%
<b>Designated Rural College</b>			
Designated Rural College	1,351,956	1,849,401	36.79%
<b>State Approved Centers</b>			
State Approved Centers	1,416,870	1,938,201	36.79%
<b>Grandparented Center</b>			
Small	177,110	242,277	36.79%
Small Medium	354,218	484,551	36.79%
Medium	708,435	969,100	36.79%
Medium Large	1,062,652	1,453,650	36.79%
Large	1,416,870	1,938,201	36.79%

## College Affordability Efforts Gain Momentum

**Expands Support for Completion Grants.** Related to the 2021 Budget Act’s expansion of the Cal Grant entitlement program, the enacted budget includes a \$250 million **ongoing** increase over the 2021-22 budget for students eligible for the Student Success Completion Grant. Of that increase, \$50 million is an increase to account for the newly eligible Cal Grant B and C community college students from Cal Grant Reform efforts in 2021, \$200 million to double the amount that qualified students are eligible to receive (to about \$1,300 per semester for students who enroll in 12-14 units and \$4,000 per semester for those who enroll in 15 units).

**Provides Emergency Financial Assistance for AB 540 Students.** The enacted budget includes \$20 million **one-time** to support emergency student financial assistance grants to eligible AB 540 students. To qualify for grants, students must self-certify that they are enrolled in at least six semester units or the quarter equivalent, have an emergency financial aid need, and qualify as low income based on the California Dream Act or fee waiver criteria. In addition, students must certify that they have *either* earned a GPA of at least 2.0 in one of their previous three semesters or four quarters, *or* are disabled and receiving services through Disability Services and Programs for Students (DSPS). To the extent data are available, colleges providing the grants are expected to verify unit enrollment, low-income status, and GPA/DSPS status.

**Expands Support for Financial Aid Administration.** The proposal includes \$10 million **ongoing** to augment resources for community college financial aid offices.

**Reforms Cal Grant Program, Subject to Available Funding.** The budget includes language specifying intent to enact the Cal Grant Reform Act, *conditioned upon General Fund revenues being available to support ongoing augmentations over the multiyear forecasts beginning in 2024-25*. If funds are deemed available and are provided in the annual budget act, emergency regulations would be adopted by the California Student Aid Commission to implement reforms to the Cal Grant program, which would be simplified into a Cal Grant 4 award for university students and a Cal Grant 2 award for community college students. Eligibility for the Cal Grant 2 would apply to students enrolled at least half-time with a household income that would qualify the student for a federal Pell Grant. Eligible students would receive an access award, initially in the same amount as the current Cal Grant B Access Award (\$1,648) but indexed to inflation to maintain purchasing power. Students in occupational programs would be eligible for a prorated award amount based on program duration. Provided a student continued to meet program eligibility criteria, awards could be renewed for the equivalent of four years of full-time attendance in an undergraduate program (eight years for foster youth).

**Supports Formerly Incarcerated Students.** The enacted budget includes \$30 million **one-time** to establish the Hire UP Pilot Program to provide justice-involved individuals with services and training to reenter the labor market. Under this program, the Chancellor's Office will allocate funds to up to 10 districts for a five-year pilot effort to provide stipends to students who were formerly incarcerated. To be eligible for a stipend, students must have been released from incarceration within the last three years and a current participant in a dedicated reentry program, or be a CalWORKS recipient or former foster youth. Stipends will be equal to the state minimum wage for the number of hours for the academic program in which the student is enrolled, up to 40 hours per week for a full-time program, and will be provided for the duration of the academic program. Students receiving the stipends will have access to services through the Rising Scholars Network or other dedicated reentry program offered by the district. The Chancellor's Office would be required to submit an annual report on the pilot program, scheduled to run through 2028. The budget also includes \$15 million **ongoing** to augment the Rising Scholars program.

**Makes Other Changes Related to College Affordability.** The enacted budget indicates that community college districts must maximize available resources to address student



basic needs as a requirement for participation in the California College Promise by, at minimum, establishing a partnership with county human services agencies, which can be done through the college's Basic Needs Center. The budget provides \$25 million **ongoing** to make returning students eligible for the Promise fee waiver (rather than restricting it to first-time students), as long as they have not previously earned a postsecondary degree or certificate.

## **Addressing Student Needs Remains a Concern**

***Builds on Efforts to Retain and Enroll Students.*** The 2022 Budget Act includes \$150 million **one-time** for student retention and enrollment efforts, aiming to build on the \$120 million included in the 2021 Budget Act. The funds are intended to support high-touch strategies to increase student enrollment and retention rates, primarily by engaging with students who may be hesitant to enroll or reenroll due to the impacts of COVID-19.

***Expands Student Support Programs.*** The budget also includes \$30 million **one-time** to establish the Native American Student Support and Success Program, through which grants would be provided to up to 20 districts for developing targeted support and success programs. The funding is intended to strengthen K-12 pathways to and through community college, including transfer to the UC and CSU. The funds would support peer mentorship, structured student cohorts, culturally responsive counseling and wraparound services, and professional development for faculty and staff. If the number of requests to participate exceeds the available funding, priority among colleges would be based on the number of Native American students enrolled (using tribal recognition, linear descendency, and community involvement to identify eligible students).

The Budget Act also includes \$8 million **ongoing** to establish the Asian American, Native Hawaiian, and Pacific Islander (AANHPI) Student Achievement Program, aimed at providing culturally responsive services for low-income and first-generation AANHPI students. Up to 19% of the funds will be used for a statewide central office (via contract with a district) with several staff to provide technical assistance, training, and curriculum development. The remainder will be provided to colleges that are eligible for the federal Asian American and Native American Pacific Islander-Serving Institution program and have the staffing and experience to provide effective support services to AANHPI students. Funds can be used for culturally responsive learning communities; counseling, mental health, and career development services; supplemental instruction and tutoring; AANHPI studies courses; and leadership and mentoring efforts. The California Community Colleges are expected to coordinate the programs with those also being created and funded in the CSU.

The Budget Act provides \$30 million **ongoing** to the NextUp program that serves foster youth, and expands authorization for the program by removing the 20 community college district limit. Colleges that wish to participate must submit a letter of interest and certify that services provided with the funds are coordinated with, and do not supplant, other services provided by the county and state. If the number of requests to participate exceeds the available funding, priority will be based on the number of eligible students and geographical equity considerations.

The enacted budget includes an increase of \$1.1 million **ongoing** to support the



expansion of African American Male Education Network and Development (A2MEND) student charters to additional college districts, and \$25 million **ongoing** for a 5% increase in funding for the Student Equity and Achievement program. The budget also provides \$179,000 **one-time** for a study of the Umoja program and \$500,000 **ongoing** to increase the funding for Foster and Kinship Care Education Program to backfill an estimated decrease in federal matching funds and maintain current funding levels. Language included in the Budget Act modifies eligibility for Extended Opportunity Programs and Services (EOPS) to allow inclusion of students enrolled in fewer than nine units if their education plans are designed to move them toward subsequent enrollment in at least nine units.

**Invests Student Housing Funds.** The Budget Act commits about \$1.4 billion in non-Proposition 98 General Funds to build more student housing across the three higher education segments, about double what the Budget Act of 2021 specified for 2022-23 spending under the Higher Education Student Housing Grant Program. The 2022-23 spending includes \$546.7million **one-time** to selected community colleges for housing projects that were deemed eligible for funding in the first round of applications submitted in October 2021. The Budget Act indicates that colleges receiving the grants must deliver, at minimum, the number of beds for low-income students specified in its application when it was approved and must charge rents that do not exceed the rates assumed in that application. The budget allocates another \$18 million under the program for planning grants to selected colleges to determine the feasibility of offering affordable student housing. Another \$750 million from the program is expected be allocated to the higher education segments in the 2023-24 budget.

**Table 6: 2022-23 Investments in Student Housing in the Community Colleges**

District	Campus	Grant Funding
<b>Construction Grants</b>		
State Center CCD	Fresno City College	\$34,080,000
Siskiyou Jt CCD	College of the Siskiyous	\$32,613,000
Ventura County CCD	Ventura College	\$62,923,000
Sierra Jt CCD	Sierra College	\$80,497,000
Napa Valley CCD	Napa Valley College	\$31,000,000
Sonoma County JCD	Santa Rosa Junior College	\$15,000,000
Los Rios CCD	Cosumnes River College	\$44,144,000
Compton CCD	Compton College	\$80,389,000
Lake Tahoe CCD	Lake Tahoe Community College	\$39,369,000
Kern CCD	Bakersfield College	\$60,245,000
Santa Clarita CCD	College of the Canyons	\$61,858,000
Imperial Valley CCD	Imperial Valley College/CSU San Diego	\$4,554,000
	<b>Total, Construction Grants</b>	<b>\$546,672,000</b>
<b>Planning Grants</b>		
Chabot-Las Positas CCD	Chabot College	\$155,000
Chabot-Las Positas CCD	Las Positas College	\$155,000

Contra Costa CCD	Contra Costa College	\$180,000
Contra Costa CCD	Diablo Valley College	\$180,000
Contra Costa CCD	Los Medanos College	\$180,000
Foothill-DeAnza CCD	De Anza College	\$132,000
Foothill-DeAnza CCD	Foothill College	\$132,000
Ohlone CCD	Ohlone College (2 projects)	\$580,000
Peralta CCD	Berkeley City College	\$110,000
Peralta CCD	College of Alameda	\$110,000
Peralta CCD	Laney College	\$110,000
Peralta CCD	Merritt College	\$110,000
San Jose-Evergreen CCD	Evergreen Valley College	\$235,000
San Jose-Evergreen CCD	San Jose City College	\$235,000
San Mateo County CCD	College of San Mateo	\$200,000
Solano CCD	Solano Community College	\$150,000
Kern CCD	Cerro Coso Community College	\$314,000
Kern CCD	Porterville College	\$314,000
Merced CCD	Merced College	\$145,000
Merced CCD	Merced College/UC Merced	\$564,000
State Center CCD	Fresno City College	\$449,000
State Center CCD	Madera College	\$449,000
West Hills CCD	West Hills College Coalinga	\$150,000
Copper Mountain CCD	Copper Mountain College	\$70,000
Mt. San Jacinto CCD	Mt. San Jacinto College	\$155,000
Riverside CCD	Moreno Valley College	\$540,000
Riverside CCD	Norco College	\$590,000
Riverside CCD	Riverside City College	\$470,000
San Bernardino CCD	Crafton Hills College	\$845,000
San Bernardino CCD	San Bernardino Valley College	\$845,000
Antelope Valley CCD	Antelope Valley Community College	\$200,000
Cerritos CCD	Cerritos College	\$225,000
El Camino CCD	El Camino College	\$110,000
Long Beach CCD	Long Beach City College	\$120,000
Los Angeles CCD	East Los Angeles College	\$110,000
Los Angeles CCD	Los Angeles City College	\$110,000
Los Angeles CCD	Los Angeles Harbor College	\$110,000
Los Angeles CCD	Los Angeles Mission College	\$110,000
Los Angeles CCD	Los Angeles Pierce College	\$110,000
Los Angeles CCD	Los Angeles Southwest College	\$110,000
Los Angeles CCD	Los Angeles Trade Technical College	\$110,000
Los Angeles CCD	Los Angeles Valley College	\$110,000
Los Angeles CCD	West Los Angeles College	\$110,000
North Orange County CCD	Cypress College	\$150,000

Pasadena CCD	Pasadena City College	\$50,000
Rancho Santiago CCD		\$500,000
Rio Hondo CCD	Rio Hondo City College	\$522,000
Santa Monica CCD	Santa Monica College	\$110,000
South Orange County CCD	Irvine Valley College	\$323,000
South Orange County CCD	Saddleback College	\$483,000
Butte CCD	Butte College/CSU Chico	\$500,000
Feather River CCD	Feather River College	\$349,000
Los Rios CCD	American River College	\$110,000
Los Rios CCD	Cosumnes River College	\$110,000
Los Rios CCD	Folsom Lake College	\$110,000
Los Rios CCD	Sacramento City College	\$110,000
Mendocino-Lake CCD	Mendocino College	\$250,000
Shasta-Tehama-Trinity Jt CCD	Shasta College	\$155,000
Grossmont-Cuyamaca CCD	Cuyamaca College	\$155,000
Grossmont-Cuyamaca CCD	Grossmont College	\$155,000
MiraCosta CCD	MiraCosta College	\$155,000
Palomar CCD	Palomar College	\$820,000
San Diego CCD	San Diego City College	\$344,000
Southwestern CCD	Southwestern College(5 projects)	\$618,000
Allan Hancock Jt. CCD	Allan Hancock College	\$185,000
Cabrillo CCD	Cabrillo Community College	\$242,000
Hartnell CCD	Hartnell College	\$325,000
Santa Barbara CCD	Santa Barbara City College	\$150,000
Ventura County CCD	Moorpark College	\$250,000
Ventura County CCD	Oxnard College	\$249,000
	<b>Total, Planning Grants</b>	<b>\$17,979,000</b>

## Streamlining Academic Pathways is an Enduring Priority

***Invests in Implementation of Equitable Placement and Completion Practices.*** The enacted budget includes \$64 million **one-time** for grants to colleges to ensure the implementation of equitable placement and completion policies and practices. Funds allocated through this California Community College Equitable Placement and Completion Grant Program are intended to ensure the effective and maximal implementation of AB 705 and other matriculation and education planning services to increase student success. A third of the funds shall be distributed as a base allocation to all community colleges. Another third will be allocated to colleges with below average enrollment in transfer-level math or English courses, and the final third to colleges with below average success rates of students completing transfer-level math or English within one year of their first attempt in the discipline. To receive funds, colleges must submit a detailed plan documenting changes in placement practices and curricular structures to be made in order to reach full implementation. The funds can be used for faculty release time, professional development for faculty, or support services to increase throughput

rates. Colleges that receive grants must use 10% of the funds for professional development in inclusive teaching practices and subject pedagogy, and must require faculty who teach remedial math or English to attend.

***Invests in Common Course Numbering.*** To further the effort begun with a \$10 million one-time investment in the 2021 Budget Act, the enacted budget includes \$105 million **one-time** to support systemwide implementation of a common course numbering system. The funds may be used for aligning course curricula, updating catalogs and digital course registries, supporting faculty costs, and communication efforts to inform students of revised course numbers and curricula.

***Supports Transfer Reform.*** The Budget Act includes \$65 million **one-time** to implement the transfer reform provisions of AB 928 (Chapter 566, Statutes of 2021). Those provisions require the system to participate in an intersegmental committee charged with oversight of the ADT and to develop and implement procedures to place students who declare a goal of transfer on the ADT pathway if one exists for their chosen major, unless they opt out. The funds may be used for reprogramming information technology systems to accommodate a single general education pathway; staff time to revise course catalogs and college policies and procedures to accommodate default ADT placement for students declaring a goal of transfer; and updating degree audit platforms.

***Invests in Technology to Navigate Pathways.*** The enacted budget includes \$25 million **one-time** to facilitate the procurement and implementation of software that clearly maps out intersegmental curricular pathways, in order to help students select a pathway, facilitate streamlined transfer between segments, and reduce excess unit accumulation. Expectations for implementation include that the pathways reflect curricular components of ADTs, and that interagency agreements are developed with UC and CSU to ensure the maps clearly reflect transfer pathways to those campuses.

***Invests in Healthcare-Focused Adult Ed Pathways.*** The enacted budget includes \$130 million **one-time** to support healthcare-focused vocational pathways for English language learners through the Adult Education Program. The funding would be spread across three years (\$30 million in 2022-23, \$50 million in 2023-24, and \$50 million in 2024-25), and be intended to support learners across all levels of English proficiency.

***Supports Apprenticeships.*** The enacted budget provides \$45 million **one-time** to support the implementation of the California Health School Meals Pathway Program, a pre-apprenticeship, apprenticeship, and fellowship workforce training pipeline program for school food service workers. It also includes an increase of \$20.48 million **ongoing** to align the apprenticeship program Related and Supplemental Instruction (RSI) rate with the SCFF credit rate, as opposed to the noncredit rate.

## College Workforce Receives Support

***Establishes Assistance Program for Classified Employees.*** The Budget Act includes \$10 million **ongoing** to establish the Classified Employee Summer Assistance Program. For participating districts, the program would provide eligible classified employees, who regularly work 11 months or fewer in a year with regular pay up to \$62,400, to have up to 10% of their monthly pay during the school year withheld for payout during the summer

recess along with a prorated state match (amount dependent on available funding, up to a \$1 match for each \$1 withheld from monthly paychecks). For the 2023-24 and 2024-25 academic years, any extra hours worked by a classified employee as a result of an extension of the year related to the COVID-19 pandemic would be excluded in determining total months employed.

**Addresses Health Care Needs of Part-Time Faculty.** The enacted budget includes \$200 million **ongoing** to augment the Part-Time Faculty Health Insurance Program as a means of incentivizing districts to expand healthcare coverage for their part-time faculty. A [recent analysis](#) indicated that 39 districts currently offer some level of health benefits to adjunct faculty, with the type and scope varying greatly by district, while 33 districts provide no coverage. The budget includes language stating legislative intent to consider changes to the program to achieve parity between part-time faculty and multidistrict part-time faculty; to maximize the state's investment in the program; and to incentivize more districts to provide affordable quality health coverage to part-time faculty. In order to obtain greater data and information about part-time faculty health programs, reporting requirements are added to COVID-19 Recovery Block Grant, described later in this document.

**Invests in Diversifying the Workforce.** The enacted budget provides \$10 million **ongoing** to support the sustainable implementation of Equal Employment Opportunity program best practices to diversify community college faculty, staff, and administrators.

### **Includes Funds for Deferred Maintenance and Technology Upgrades**

The Budget Act includes \$840.7 million **one-time** to address deferred maintenance and energy efficiency projects across the system. Of that total, \$346.6 million is from 2022-23, \$397.5 million is from 2021-22, and \$96.5 million is from 2020-21. The funds will be allocated to colleges on the basis of actual reported full-time equivalent students (FTES) and will be available for encumbrance or expenditure until June 30, 2027.

The enacted budget also includes \$75 million **one-time** to implement technology and data security measures that support improved oversight of fraud mitigation and cybersecurity efforts at the local and systemwide level. The funds can be used for modernization of the CCCApply system, security upgrades for education technology systems, costs for monitoring security risks, and efforts to improve the quality of online and distance education. Another \$25 million **ongoing** is provided for similar purposes. Districts can use these ongoing funds to hire cybersecurity staff, and a portion can be used for systemwide measures such as security upgrades for education technology platforms and the establishment of systemwide cybersecurity teams.

### **Provides COVID-19 Recovery Block Grant**

The Budget Act includes \$650 million **one-time** for block grants to districts to address issues related to the COVID-19 pandemic, including the mitigation of learning loss (as funds related to a declared state of emergency, these funds are not subject to the SAL). The funds will be allocated to districts on the basis of actual reported FTES. Districts can use the funds for student support efforts, reengagement strategies, professional development opportunities, technology investments, and health and safety measures. As

a condition of receiving these funds, districts must report to the Chancellor's Office metrics on their provision of health insurance to part-time faculty in 2021-22 (by March 1, 2023) and in 2024-25 (by March 1, 2026). The funds will be available for a 5-year period.

### **Makes Appropriations for Specific Local Initiatives**

The Budget Act provides \$171.5 million **one-time** Proposition 98 funds for various district efforts and initiatives which were not included as components of district capital outlay plans or facilities project funding requests submitted to the Chancellor's Office. The district projects include:

- \$50 million to Kern Community College District to support the creation of the California Renewable Energy Center of Excellence;
- \$33 million to Riverside Community College District for the acquisition of land needed for the future Inland Empire Technical Trade Center in Jurupa Valley;
- \$16 million to Cerritos College to support the construction of the Student Services Building;
- \$15 million to Merced College to support the Agri-food Technology and Engineering Workforce Collaborative;
- \$15 million to San Bernardino Community College District to support a partnership with KVCR-DT, a public broadcasting station;
- \$10 million to the College of the Redwoods to develop an allied health education center in Arcata;
- \$10 million to Los Angeles Mission College to create a San Fernando Valley regional STEM hub by constructing a new biotechnology facility;
- \$5 million to West Los Angeles Community College to support the creation of the California Center for Climate Change Education;
- \$3.5 million to Chaffey College to support infrastructure and capital costs associated with the CORE Academy Training Facility;
- \$2.5 million each to American River College, Irvine Valley College, and Miramar College to support improvements to their veterans resource centers;
- \$2 million to Riverside Community College District to support the Military Articulation Platform (funds may be used to support expansion of the program to translate military experience and training into college credit at Riverside College and other colleges);
- \$1.5 million to the Los Rios Community College District to support the Los Rios Prison and Reentry Education Program;
- \$1 million to Taft College for the acquisition of equipment related to the new Taft College Vocational Center;
- \$1 million to Los Angeles Valley College for the development of the Valley Academic and Cultural Center;
- \$500,000 to De Anza College to be expended over 5 years to support the Asian Pacific American Leadership Institute; and
- \$500,000 to the College of the Redwoods for nursing program development.

## LOCAL SUPPORT FUNDING ACROSS PROGRAMS INCREASES OR REMAINS STABLE

Table 7 shows proposed local assistance funding by program for 2021-22 and 2022-23. As the table shows, many categorical programs receive either augmentations or cost-of-living adjustments (or both), while most others had level or workload-based funding. Decreases in funding are related to removing one-time funding allocated in 2021-22 or to revised estimates of underlying factors.

**Table 7: California Community Colleges Funding by Program<sup>a</sup> (In Millions)**

Program	2021-22 Enacted	2022-23 Enacted	Change Amount	Percent Change	Explanation of Change
Student Centered Funding Formula	\$7,927.0	\$8,734.0	\$807.0	10.2%	COLA, growth, Basic Allocation increase, base increase, and other base adjustments (includes property tax, enrollment fee, and EPA adjustments)
Deferred maintenance (one-time)	\$511.0	\$840.7	N/A	N/A	Additional one-time funding for 2022-23
CCC COVID-19 Recovery Block Grant (one-time)	\$0.0	\$650.0	N/A	N/A	\$650 million one-time for block grants to address issues related to the pandemic
Adult Education Program – Main <sup>b</sup>	\$566.4	\$603.1	\$36.7	6.5%	6.56% COLA
Student Equity and Achievement Program	\$499.0	\$524.0	\$25.0	5.0%	Augmentation
Student Success Completion Grant	\$162.6	\$412.6	\$250.0	153.8%	Augmentation and adjust for revised estimates of recipients
Strong Workforce Program	\$290.4	\$290.4	\$0.0	0.0%	
Part-time faculty health insurance	\$0.5	\$200.5	\$200.0	40816.3%	Add \$200M ongoing funds
College-specific allocations (one-time) <sup>c</sup>	\$67.9	\$171.5	N/A	N/A	
Extended Opportunity Programs and Services (EOPS)	\$135.3	\$169.2	\$33.9	25.0%	Augmentation and 6.56% COLA



Disabled Students Programs and Services (DSPS)	\$126.4	\$159.7	\$33.3	26.3%	Augmentation and 6.56% COLA
Full-time faculty hiring	\$150.0	\$150.0	\$0.0	0.0%	
Retention and enrollment strategies (one-time)	\$100.0	\$150.0	N/A	N/A	Additional one-time funding for 2022-23
Adult Education Program - Healthcare Vocational Education (one-time)	\$0.0	\$130.0	N/A	N/A	One-time funding spread across 3 years.
Common course numbering (one-time)	\$10.0	\$105.0	N/A	N/A	Additional one-time funding for 2022-23
California College Promise (AB 19)	\$72.5	\$91.2	\$18.7	25.8%	Augmentation and adjustment for revised estimates of first-time, full-time students
Integrated technology	\$65.5	\$89.5	\$24.0	36.6%	Includes \$25M ongoing for Data Modernization and Protection. Removes \$1M in one-time funding.
Program Mapping Software	\$0.0	\$25.0	N/A	N/A	Add one-time funding
Data System Modernization and Sensitive Data Protection	\$0.0	\$75.0	N/A	N/A	Add one-time funding
Financial aid administration	\$74.3	\$81.6	\$7.3	9.8%	Increase of \$10 million and adjustments for revised estimates of fee waivers
Apprenticeship (community college districts)	\$60.1	\$69.2	\$9.1	15%	Participation and rate adjustments and 6.56% COLA for a portion of the program
Transfer Reforms (one-time)	\$0.0	\$65.0	N/A	N/A	Add one-time funding for AB 928 transfer reform implementation
Establish Equitable Placement and Completion Support Block Grant	\$0.0	\$64.0	N/A	N/A	Add one-time funding
CalWORKs student services	\$47.7	\$50.9	\$3.2	6.6%	6.56% COLA
NextUp (foster youth program)	\$20.0	\$50.0	\$30.0	150.0%	Add \$30M ongoing funding



California Healthy Meals Pathway Program	\$0.0	\$45.0	N/A	N/A	Add one-time funding
Basic needs centers	\$30.0	\$40.0	\$10.0	33.3%	
Mathematics, Engineering, Science Achievement (MESA)	\$10.7	\$36.4	\$25.7	240%	Augmentation to add ongoing funding
Mandates Block Grant and reimbursements	\$33.7	\$36.1	\$2.4	7.3%	Revised enrollment estimates and 6.56% COLA
Cooperative Agencies Resources for Education (CARE)	\$19.6	\$30.9	\$11.3	57.5%	Augmentation and 6.56% COLA
Student mental health services	\$30.0	\$30.0	\$0.0	0	
Establish Hire Up Program	\$0.0	\$30.0	N/A	N/A	Add one-time funding
Native American Student Support and Success Program	\$0.0	\$30.0	N/A	N/A	Add one-time funding
Institutional effectiveness initiative	\$27.5	\$27.5	\$0.0	0.0%	
Part-time faculty compensation	\$24.9	\$26.5	\$1.6	6.6%	6.56% COLA
Rising Scholars Network	\$10.0	\$25.0	\$15.0	150.0%	Augmentation to add ongoing funding
Part-time faculty office hours	\$22.2	\$23.6	\$1.4	6%	6.56% COLA
Reappropriation for Prior Year SCFF Deficits (one-time)	\$0.0	\$23.3	N/A	N/A	Add one-time reappropriated funding
Economic and Workforce Development	\$22.9	\$22.9	\$0.0	0.0%	
California Virtual Campus	\$20.0	\$20.0	\$0.0	0.0%	
Emergency financial assistance grants (one-time)	\$250.0	\$20.0	N/A	N/A	Additional one-time funding for 2022-23 (specific to AB 540 students)

Student Housing Program 'Rapid Rehousing'	\$9.0	\$19.0	\$10.0	111.1%	
California Online Community College (Calbright College)	\$15.0	\$15.0	\$0.0	0.0%	
Nursing grants	\$13.4	\$13.4	\$0.0	0.0%	
Lease revenue bond payments	\$12.8	\$12.8	\$0.0	0.0%	
Equal Employment Opportunity Program	\$2.8	\$12.8	\$10.0	361.4%	Augmentation to add ongoing funding
Puente Project	\$9.3	\$12.3	\$3.0	32.2%	Augmentation to add ongoing funding
Dreamer Resource Liaisons	\$11.6	\$11.6	\$0.0	0.0%	
Classified Employee Summer Assistance Program	\$0.0	\$10.0	N/A	N/A	Add ongoing funding
Immigrant legal services through CDSS	\$10.0	\$10.0	\$0.0	0.0%	
Veterans Resource Centers	\$10.0	\$10.0	\$0.0	0.0%	
Umoja	\$7.5	\$8.5	\$1.0	13%	Augmentation
Asian American and Native Hawaiian and Pacific Islander Student Achievement Program (AANHPI)	\$0.0	\$8.0	N/A	N/A	Add ongoing funding
Foster Care Education Program	\$5.7	\$6.2	\$0.5	8.8%	\$500k ongoing adjustment to provide backfill for Foster and Kinship Care Education (FKCE) programs
Childcare tax bailout	\$3.7	\$4.0	\$0.2	6.6%	6.56% COLA
Digital Course Content for Inmates	\$3.0	\$3.0	\$0.0	0.0%	
Middle College High School Program	\$1.8	\$1.8	\$0.0	0.0%	

Academic Senate	\$1.7	\$1.8	\$0.1	6.6%	6.56% COLA
Historically Black Colleges and Universities (HBCU) Transfer Pathway project	\$1.4	\$1.4	\$0.0	0.0%	
African American Male Education Network and Development (A2MEND)	\$0.0	\$1.1	N/A	N/A	Add ongoing funding
Transfer education and articulation (excluding HBCU Transfer Pathway project)	\$0.7	\$0.7	\$0.0	0.0%	
FCMAT	\$0.6	\$0.6	\$0.0	0.0%	
Deferrals--Student Centered Funding Formula	\$1,453.0	\$0.0	N/A	N/A	Remove one-time funding used to pay off 2020-21 deferrals.

<sup>a</sup> Table reflects total programmatic funding for the system, including amounts from prior years available for use in the years displayed.

<sup>b</sup> The Adult Education program total includes resources that go to the K-12 system but are included in the CCC budget. The K-12 Strong Workforce program and K-12 Apprenticeship program are not listed above but are also included in the CCC budget.

<sup>c</sup> See [Makes Appropriations for Specific Local Initiatives](#) section for breakdown

## CAPITAL OUTLAY INVESTMENTS LOWER THAN IN CURRENT YEAR

The Budget Act includes \$403 million **one-time** in capital outlay funding from Proposition 51, approved by voters in 2016, down from \$578 million provided in the 2021 Budget Act. The funding would support the construction phase for 22 continuing projects, as listed in Table 8.

**Table 8: Governor’s Proposed Capital Outlay Projects in the California Community Colleges (In Millions)**

District, College	Project	2022-23 State Cost	2022-23 Total Cost	All Years State Cost	All Years Total Cost
<b>CONTINUING PROJECTS</b>					
El Camino, El Camino College	Music Building Replacement	\$27.09	\$54.54	\$29.06	\$58.48
Los Angeles, East Los Angeles College	Facilities Maintenance & Operations Replacement	\$11.59	\$27.97	\$12.42	\$29.76
Los Angeles, Los Angeles Mission College	Plant Facilities Warehouse and Shop Replacement	\$0.21	\$0.72	\$7.12	\$23.62
Los Angeles, Los Angeles Pierce College	Industrial Technology Replacement	\$17.00	\$41.41	\$18.18	\$44.01
Los Angeles, Los Angeles Trade-Technical College	Design and Media Arts	\$35.78	\$85.60	\$38.19	\$90.88

Los Angeles, Los Angeles Valley College	Academic Building 2	\$23.74	\$57.56	\$25.38	\$61.14
Los Angeles, West Los Angeles College	Plant Facilities/Shops Replacement	\$5.73	\$14.20	\$6.17	\$15.18
Mt San Antonio, Mt San Antonio College	Technology and Health Replacement	\$77.43	\$187.26	\$82.67	\$197.85
North Orange County, Anaheim Campus	Tower First Floor Life/Safety Renovation	\$10.46	\$13.45	\$11.18	\$14.37
North Orange County, Cypress College	Fine Arts Renovation	\$19.38	\$31.85	\$20.89	\$34.37
North Orange County, Fullerton College	Business 300 Renovation	\$14.06	\$28.25	\$14.06	\$28.30
North Orange County, Fullerton College	Music/Drama Complex-Buildings 1100 and 1300 Replacement	\$40.49	\$51.74	\$43.79	\$55.86
Rio Hondo, Rio Hondo College	Music/Wray Theater Renovation	\$11.56	\$26.59	\$12.54	\$28.82
Sierra Joint, Sierra College	Gymnasium Modernization	\$26.48	\$35.54	\$28.89	\$38.55
Siskiyou Joint, College of the Siskiyous	Remodel Theater and McCloud Hall	\$1.63	\$1.63	\$28.07	\$28.07
Sonoma County, Public Safety Training Center	Public Safety Training Center Expansion	\$4.93	\$7.28	\$5.32	\$7.94
Sonoma County, Santa Rosa Junior College	Tauzer Gym Renovation	\$9.87	\$19.47	\$10.76	\$21.32
South Orange County, Saddleback College	Science Math Building Reconstruction	\$20.34	\$46.62	\$21.64	\$49.65
Ventura County, Moorpark College	Administration Building Reconstruction	\$3.91	\$10.38	\$4.32	\$11.20
West Hills, West Hills College Lemoore	Instructional Center Phase 1	\$23.54	\$31.70	\$25.18	\$34.09
West Valley Mission, Mission College	Performing Arts Building	\$14.43	\$17.11	\$15.45	\$33.58
Yuba, Yuba College	Building 800 Life and Physical Science Modernization	3.46	4.48	3.85	4.92
<b>Total</b>		<b>\$403.11</b>	<b>\$795.32</b>	<b>\$465.13</b>	<b>\$911.94</b>

## STATE OPERATIONS RECEIVES ADDITIONAL FUNDING

The Chancellor's Office provides leadership and oversight to the system, administers dozens of systemwide programs, and manages day-to-day operations of the system. The office is involved in implementing several recent initiatives including Guided Pathways, basic skills reforms, and a new apportionment funding formula. In addition, the Chancellor's Office provides technical assistance to districts and conducts regional and statewide professional development activities. The 2021-22 budget provided \$19.7 million in non-Proposition 98 General Fund and \$11.6 million in special funds and reimbursements for Chancellor's Office operations.

Responding to the Board of Governors' request for additional capacity to lead the system, the 2022 Budget Act includes an increase of \$3.9 million **ongoing** non-Proposition 98 General Funds to support 26 new positions at the Chancellor's Office in 2022-23. The new positions are intended to support implementation of the Cradle-to-Career Data System, assist colleges with affordable student housing, and build capacity to accommodate the increase in contracts and reporting requirements. The new resources are intended to allow the Chancellor's Office to better support curriculum-related reforms and technology modernization efforts, in addition to increased operational capacity for research, data analysis, legal affairs, governmental relations, and fiscal health monitoring.

## Conclusion

The Appendices contain additional information as follows:

- Appendix A: Overview of the State Budget Process
- Appendix B: Board of Governors' Budget and Legislative Request Compared to Enacted Budget
- Appendix C: Local Budgets and State Requirements
- Appendix D: Districts' Fiscal Health
- Appendix E: Glossary

Although the budget has been enacted, the Governor and Legislature could make changes to the budget in "clean-up" legislation over the summer or later this year. The Chancellor's Office will post updates concerning any changes made to the budget on the [Budget News](#) section of the website.

## Appendix A: Overview of the State Budget Process

The Governor and the Legislature adopt a new budget every year. The Constitution requires a balanced budget such that, if proposed expenditures exceed estimated revenues, the Governor is required to recommend changes in the budget. The fiscal year runs from July 1 through June 30.

**Governor’s Budget Proposal.** The California Constitution requires that the Governor submit a budget to the Legislature by January 10 of each year. The Director of Finance, who functions as the chief financial advisor to the Governor, directs the preparation of the Governor’s Budget. The state’s basic approach is incremental budgeting, estimating first the costs of existing programs and then adjusting those program levels. By law, the chairs of the budget committees in each house of the Legislature—the Senate Budget and Fiscal Review Committee and the Assembly Budget Committee—introduce bills reflecting the Governor’s proposal. These are called budget bills, and the two budget bills are identical at the time they are introduced.

**Related Legislation.** Some budget changes require that changes be made to existing law. In these cases, separate bills—called “trailer bills”—are considered with the budget. By law, all proposed statutory changes necessary to implement the Governor’s Budget are due to the Legislature by February 1.

**Legislative Analyses.** Following the release of the Governor’s Budget in January, the Legislative Analyst’s Office (LAO) begins its analyses of and recommendations on the Governor’s proposals. These analyses, each specific to a budget area (such as higher education) or set of budget proposals (such as transportation proposals), typically are released beginning in mid-January and continuing into March.

**Governor’s Revised Proposals.** Finance proposes adjustments to the January budget through “spring letters.” Existing law requires Finance to submit most changes to the Legislature by April 1. Existing law requires Finance to submit, by May 14, revised revenue estimates, changes to Proposition 98, and changes to programs budgeted based on enrollment, caseload, and population. For that reason, the May Revision typically includes significant changes for the California Community Colleges budget. Following release of the May Revision, the LAO publishes additional analyses evaluating new and amended proposals.

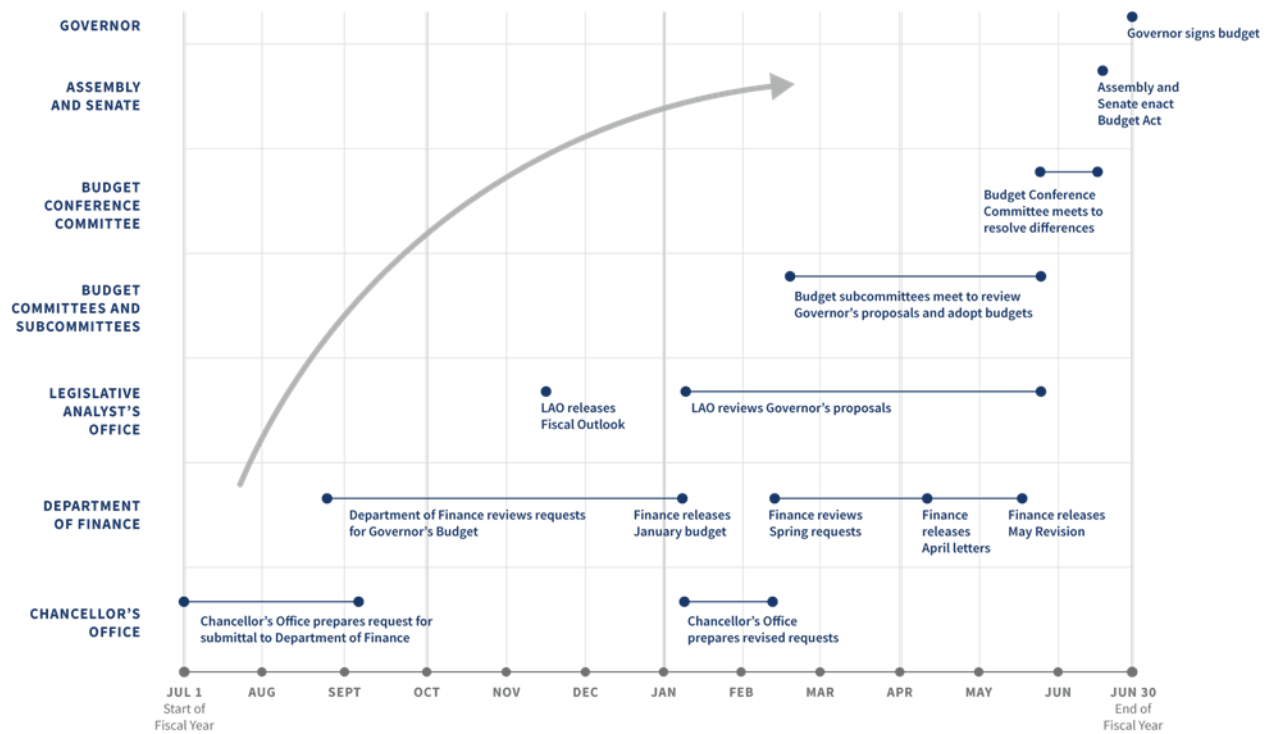
**Legislative Review.** The budget committees assign the items in the budget to subcommittees, which are organized by areas of state government (e.g., education). Many subcommittees rely heavily on the LAO analyses in developing their hearing agendas. For each January budget proposal, a subcommittee can adopt, reject, or modify the proposal. Any January proposals not acted on remain in the budget by default. May proposals, in contrast, must be acted on to be included in the budget. In addition to acting on the Governor’s budget proposals, subcommittees also can add their own proposals to the budget.

When a subcommittee completes its actions, it reports its recommendations back to the full committee for approval. Through this process, each house develops a version of the budget that is a modification of the Governor’s January budget proposal.

A budget conference committee is then appointed to resolve differences between the Senate and Assembly versions of the budget. The administration commonly engages with legislative leaders during this time to influence conference committee negotiations. The committee’s report reflecting the budget deal between the houses is then sent to the full houses for approval.

**Budget Enactment.** Typically, the Governor has 12 days to sign or veto the budget bill. The Governor also has the authority to reduce or eliminate any appropriation included in the budget. Because the budget bill is an urgency measure, the bill takes effect as soon as it is signed.

## SEQUENCE OF THE ANNUAL STATE BUDGET PROCESS



## Appendix B: Board of Governors' Budget and Legislative Request Compared to Enacted Budget

Board of Governors' Request	Enacted Budget
<b>Ongoing Investments</b>	
<b>Foundational Resources.</b> \$500 million for base funding increase.	Provides \$400 million to increase the SCFF's funding rates for the base, supplemental, and success allocations, and \$200 million to augment the basic allocation within the base allocation. Also provides \$493 million for a COLA of 6.56%, \$26.7 million for 0.5% enrollment growth.
<b>Students' Equitable Recovery.</b> \$50 million for basic needs, \$20 million to expand NextUp Program, \$2 million for Foster and Kinship Care Education program, unspecified amount to scale the Military Articulation Platform, and funds to cover a 3% augmentation for DSPS and CalWORKS.	Provides \$30 million to expand NextUp; \$500,000 to backfill an estimated decrease in federal matching funds for the Foster and Kinship Care Education program and maintain current funding levels; and 6.56% COLAS for many student support programs.
<b>Diversity, Equity and Inclusion.</b> \$51 million to support districts in connecting hiring practices and procedures to DEI efforts.	Provides \$10 million to support EEO best practices to diversify faculty, staff and administrators. Also provides \$25 million to increase funding for the Student Equity and Achievement program by approximately 5%; \$15 million to expand the Rising Scholars Network; \$8 million to establish the Asian American, Native Hawaiian, Pacific Islander Student Achievement Program; and \$1.1 million to expand A2MEND charters.
<b>Support for Faculty and Staff.</b> \$25 million for professional development.	Provides \$200 million to augment the Part-Time Faculty Health Insurance Program and \$10 million to establish the Classified Employee Summer Assistance Program.
<b>Enrollment and Retention Strategies.</b> \$20.3 million to recover from pandemic enrollment declines, particularly among underserved student groups.	See one-time funding provided below.
<b>Technology Capacity to Support Teaching and Learning.</b> \$22 million for district cybersecurity staff, \$9 million for distance education (DE) professional development, \$1.25 million for cybersecurity teams, \$1 million for Ed Tech Portfolio security, \$1 million for DE teaching and learning support, and \$750,000 for CCCApply hosting and maintenance.	Provides \$25 million to address modernization of CCC technology infrastructure (and additional one-time funding described below).
<b>College Affordability and Supports.</b> \$20 million for local financial aid administration.	Provides \$10 million to augment resources for financial aid offices. Also includes \$200 million increase for the Student Success Completion Grant due to expanded Cal Grant eligibility and to double the



	grant amounts, and \$25 million to expand eligibility for Promise waivers to returning students.
<b>One-Time Investments</b>	
<b>Students' Equitable Recovery.</b> \$1.1 million to expand A2MEND Student Charters, \$179,000 to study Umoja program elements affecting Black student success.	Provides the requested funding for the Umoja program study. See ongoing funding for expansion of A2MEND above.  Also provides \$650 million for block grants to districts to address issues related to the pandemic; \$156.5 million for local district initiatives; \$150 million to support high-touch strategies to increase student retention rates and enrollment; \$130 million to support health-care focused vocational pathways in Adult Ed (some for K-12); \$65 million to support implementation of the transfer reform provisions of AB 928; \$45 million to implement Health School Meals Pathway Program; and \$20 million for emergency grants to AB 540 students.
<b>Diversity, Equity and Inclusion.</b> \$40 million for innovations in colleges' efforts to implement culturally competent practices.	Provides \$64 million to implement equitable placement and completion practices; \$30 million to establish a Native American Student Support and Success Program; and \$30 million to establish a Hire UP pilot program for justice-involved students.  Alos see ongoing funding above for increased diversity in hiring.
<b>Support for Faculty and Staff.</b> \$100 million to support full-time faculty and \$300 million for part-time faculty.	See ongoing funding described above.
<b>Technology Capacity to Support Teaching and Learning.</b> \$40 million for Ed Tech Portfolio, \$28.5 million for district enrollment security upgrades, \$6.5 million for CCCApply enhancements and modernization.	Provides \$75 million to address modernization of CCC technology infrastructure; \$105 million to support systemwide implementation of common course numbering; and \$25 million for software that maps out intersegmental curricular pathways.
<b>Non-Proposition 98 Investments</b>	
<b>Supporting Institutional Quality and Capacity.</b> \$75 million ongoing for the Physical Plant and Instructional Support program, unspecified ongoing funds to assist in covering increases to CalPERS and CalSTRS, \$150 million one-time for deferred maintenance, \$100 million one-time for Guided Pathways implementation, and \$1.5-\$2.5 million one-time and \$250,000 ongoing to support development of a streamlined reporting process and tool.	Provides \$403 million of Proposition 51 funds for facilities. Also provides over \$840 million in one-time Proposition 98 funds for deferred maintenance.

<p><b>Capacity to Support the System.</b> Additional Chancellor’s Office staffing, including 9 Educational Services &amp; Workforce Development positions, 6 Fiscal Services positions, 4 Legal positions, 4 Communications and Governmental Relations positions, and 8 Technology and Research positions.</p>	<p>Provides \$3.9 million ongoing to support 26 new positions in 2022-23.</p> <p>Extends the sunset date of the College Buys program by two years.</p>
<p><b>Students’ Equitable Recovery.</b> Requests (1) policy recommendations from independent research entity on how to ensure guaranteed admission to UC or CSU for transfer students without loss of units; (2) removal of sunset data on CCAP programs; and (3) reauthorization and recasting of EWD program to support a student-centered approach that expands work-based learning.</p>	<p>See one-time Proposition 98 funding for AB 928 implementation above.</p> <p>Extends the sunset date for the EWD program by two years.</p>
<p><b>College Affordability and Supports.</b> \$500 million one-time and \$50 million ongoing to develop affordable student housing program. Also requests (1) unspecified revenues and statutory authority to ensure equitable student access to books and materials; (2) identification of a dedicated revenue source for increasing Cal Grant amounts for CCC students to address the total cost of attendance; and (3) expanded eligibility for AB 540 nonresident tuition exemption.</p>	<p>See above the ongoing Proposition 98 funding related to Cal Grant and Promise grant eligibility expansion, and the one-time funding for AB 540 students.</p> <p>Provides \$542.1 million one-time for affordable student housing projects and \$18 million for student housing planning grants, with more funds to be available in 2023-24. Also provides \$2.5 million one-time for instructional materials for high school students enrolled in a community college course.</p> <p>States intent to implement the Cal Grant Reform Equity Framework in 2024-25, conditioned on General Fund revenues being available to support ongoing augmentations over the multiyear forecasts at that time</p>

## Appendix C: Local Budgets and State Requirements

### BUDGET PLANNING AND FORECASTING

Based on the information used in developing the 2022 enacted budget, it would be reasonable for districts to plan their budgets using information shown in Table C-1 below.

**Table C-1: Planning Factors for Proposed 2022-23 Budget**

Factor	2020-21	2021-22	2022-23
Cost-of-living adjustment (COLA)	0.00%	5.07%	6.56%
State Lottery funding per FTES <sup>a</sup>	\$238	\$228	TBD
Mandated Costs Block Grant funding per FTES	\$30.16	\$30.16	\$32.68
RSI reimbursement per hour	\$6.44	\$6.44	\$8.82
Financial aid administration per College Promise Grant	\$0.91	\$0.91	\$0.91
Public Employees' Retirement System (CalPERS) employer contribution rates	20.70%	22.91%	25.37%
State Teachers' Retirement System (CalSTRS) employer contribution rates	16.15%	16.92%	19.10%

<sup>a</sup> 2022-23 estimate not available

### STATE REQUIREMENTS FOR DISTRICT BUDGET APPROVAL

Existing law requires the governing board of each district to adopt an annual budget and financial report that shows proposed expenditures and estimated revenues by specified deadlines. Financial reporting deadlines are shown in Table C-2.

**Table C-2: Standard Financial Reporting Deadlines in Place for 2022-23**

Activity	Regulatory Due Date	Title 5 Section
Submit tentative budget to county officer.	July 1, 2022	58305(a)
Make available for public inspection a statement of prior year receipts and expenditures and current year expenses.	September 15, 2022	58300
Hold a public hearing on the proposed budget. Adopt a final budget.	September 15, 2022	58301
Complete the adopted annual financial and budget report and make public.	September 30, 2022	58305(d)
Submit an annual financial and budget report to Chancellor's Office.	October 10, 2022	58305(d)
Submit an audit report to the Chancellor's Office.	December 31, 2022	59106

If the governing board of any district fails to develop a budget as described, the chancellor may withhold any apportionment of state or local money to the district for the current fiscal year until the district makes a proper budget. These penalties are not imposed on a district if the chancellor determines that unique circumstances made it

impossible for the district to comply with the provisions or if there were delays in the adoption of the annual state budget.

The total amount proposed for each major classification of expenditures is the maximum amount that may be expended for that classification for the fiscal year. Through a resolution, the governing board may make budget adjustments or authorize transfers from the reserve for contingencies to any classification (with a two-thirds vote) or between classifications (with a majority vote).

## STATE REQUIREMENTS RELATED TO EXPENDITURES

State law includes two main requirements for districts' use of apportionments. The Chancellor's Office monitors district compliance with both requirements and annually updates the Board of Governors.

### Full-Time Faculty Obligation

Education Code Section 87482.6 recognizes the goal of the Board of Governors that 75% of the hours of credit instruction in the California Community Colleges should be taught by full-time faculty. Each district has a baseline reflecting the number of full-time faculty in 1988-89. Each year, if the Board of Governors determines that adequate funds exist in the budget, districts are required to increase their base number of full-time faculty over the prior year in proportion to the amount of growth in funded credit full-time equivalent students. Funded credit FTES includes emergency conditions allowance protections, such as those approved for fires and for the COVID-19 pandemic. Districts with emergency conditions allowances approved per regulation will not have their full-time faculty obligation reduced for actual reported FTES declines while the protection is in place. The target number of faculty is called the Faculty Obligation Number (FON). An additional increase to the FON is required when the budget includes funds specifically for the purpose of increasing the full-time faculty percentage. The chancellor is required to assess a penalty for a district that does not meet its FON for a given year.

### Fifty Percent Law

A second requirement related to budget levels is a statutory requirement that each district spend at least half of its Current Expense of Education each fiscal year for salaries and benefits of classroom instructors. Under existing law, a district may apply for an exemption under limited circumstances.

## Appendix D: Districts' Fiscal Health

The Board of Governors has established standards for sound fiscal management and a process to monitor and evaluate the financial health of community college districts. These standards are intended to be progressive, with the focus on prevention and assistance at the initial level and more direct intervention at the highest level.

Under that process, each district is required to regularly report to its governing board the status of the district's financial condition and to submit quarterly reports to the Chancellor's Office three times a year in November, February, and May. Based on these reports, the Chancellor is required to determine if intervention is needed. Specifically, intervention may be necessary if a district's report indicates a high probability that, if trends continue unabated, the district will need an emergency apportionment from the state within three years or that the district is not in compliance with principles of sound fiscal management. The Chancellor's Office's intervention could include, but is not limited to, requiring the submission of additional reports, requiring the district to respond to specific concerns, or directing the district to prepare and adopt a plan for achieving fiscal stability. The Chancellor also could assign a fiscal monitor or special trustee.

The Chancellor's Office believes that the evaluation of fiscal health should not be limited to times of crisis. Accordingly, the Fiscal Forward Portfolio has been implemented to support best practices in governance and continued accreditation, and to provide training and technical assistance to new chief executive officers and chief business officers through personalized desk sessions with Chancellor's Office staff.

The Chancellor's Office's ongoing fiscal health analysis includes review of key financial indicators, results of annual audit reports, and other factors. A primary financial health indicator is the district's unrestricted reserves balance. **The Chancellor's Office recommends that districts adopt policies to maintain sufficient unrestricted reserves with a suggested minimum of two months of general fund operating expenditures or revenues, consistent with Budgeting Best Practices published by the Government Finance Officers Association.**

Districts are strongly encouraged to regularly assess risks to their fiscal health. The Fiscal Crisis and Management Assistance Team has developed a Fiscal Health Risk Analysis for districts as a management tool to evaluate key fiscal indicators that may help measure a district's risk of insolvency in the current and two subsequent fiscal years.

## Appendix E: Glossary

**Appropriation:** Money set apart by legislation for a specific use, with limits in the amount and period during which the expenditure is to be recognized.

**Augmentation:** An increase to a previously authorized appropriation or allotment.

**Bond Funds:** Funds used to account for the receipt and disbursement of non-self-liquidating general obligation bond proceeds.

**Budget:** A plan of operation expressed in terms of financial or other resource requirements for a specific period.

**Budget Act (BA):** An annual statute authorizing state departments to expend appropriated funds for the purposes stated in the Governor's Budget, amended by the Legislature, and signed by the Governor.

**Budget Year (BY):** The next state fiscal year, beginning July 1 and ending June 30, for which the Governor's Budget is submitted (i.e., the year following the current fiscal year).

**Capital Outlay:** Expenditures that result in acquisition or addition of land, planning and construction of new buildings, expansion or modification of existing buildings, or purchase of equipment related to such construction, or a combination of these.

**Cost of Living Adjustment (COLA):** Increases provided in state-funded programs intended to offset the effects of inflation.

**Current Year (CY):** The present state fiscal year, beginning July 1 and ending June 30 (in contrast to past or future periods).

**Deferrals:** Late payments to districts when the state cannot meet its funding obligations. Deferrals allow districts to budget for more money than the state will provide in a given year. A district is permitted to spend as if there is no deferral. Districts typically rely on local reserves or short-term loans (e.g., TRANS) to cover spending for the fiscal year.

**Department of Finance (DOF or Finance):** A state fiscal control agency. The Director of Finance is appointed by the Governor and serves as the chief fiscal policy advisor.

**Education Protection Account (EPA):** The Education Protection Account (EPA) was created in November 2012 by Proposition 30, the Schools and Local Public Safety Protection Act of 2012, and amended by Proposition 55 in November 2016. Of the funds in the account, 89 percent is provided to K-12 education and 11 percent to community colleges. These funds are set to expire on December 31, 2030.

**Expenditure:** Amount of an appropriation spent or used.

**Fiscal Year (FY):** A 12-month budgeting and accounting period. In California state government, the fiscal year begins July 1 and ends the following June 30.

**Fund:** A legal budgeting and accounting entity that provides for the segregation of moneys or other resources in the State Treasury for obligations in accordance with specific restrictions or limitations.

**General Fund (GF):** The predominant fund for financing state operations; used to account for revenues that are not specifically designated by any other fund.

**Governor's Budget:** The publication the Governor presents to the Legislature by January 10 each year, which includes recommended expenditures and estimates of revenues.

**Legislative Analyst's Office (LAO):** A nonpartisan office that provides fiscal and policy advice to the Legislature.

**Local Assistance:** Expenditures made for the support of local government or other locally administered activities.

**May Revision:** An update to the Governor's Budget presented by Finance to the Legislature by May 14 of each year.

**Past Year or Prior Year (PY):** The most recently completed state fiscal year, beginning July 1 and ending June 30.

**Proposition 98:** A section of the California Constitution that, among other provisions, specifies a minimum funding guarantee for schools and community colleges. California Community Colleges typically receive 10.93% of the funds.

**Related and Supplemental Instruction (RSI):** An organized and systematic form of instruction designed to provide apprentices with knowledge including the theoretical and technical subjects related and supplemental to the skill(s) involved.

**Reserve:** An amount set aside in a fund to provide for an unanticipated decline in revenue or increase in expenditures.

**Revenue:** Government income, generally derived from taxes, licenses and fees, and investment earnings, which are appropriated for the payment of public expenses.

**State Operations:** Expenditures for the support of state government.

**Statute:** A law enacted by the Legislature.

**Tax and Revenue Anticipation Notes (TRANS):** Short-term debt instruments issued in anticipation of taxes or other revenues to be collected at a later date.

**Workload Budget:** The level of funding needed to support the current cost of already-authorized services.